


Enrollment Report

2021-2022



Population

CCC 25-County Service Area

- 2020 Census: **310,034**
- 2021 Estimate: **308,739**
- Change: **-1,295 or -0.42% growth**

Population (Selected Counties)

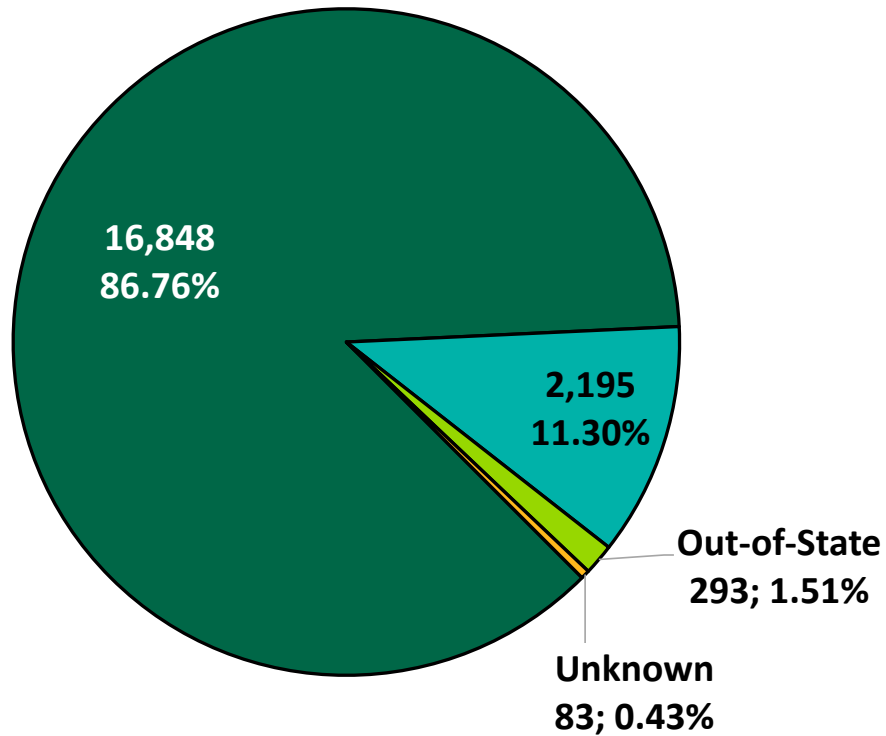
2020 to 2021 Census Comparison

(2021 data is an estimate)

Data Source: <https://www.census.gov/data/tables/time-series/demo/popest/2020s-counties-detail.html>

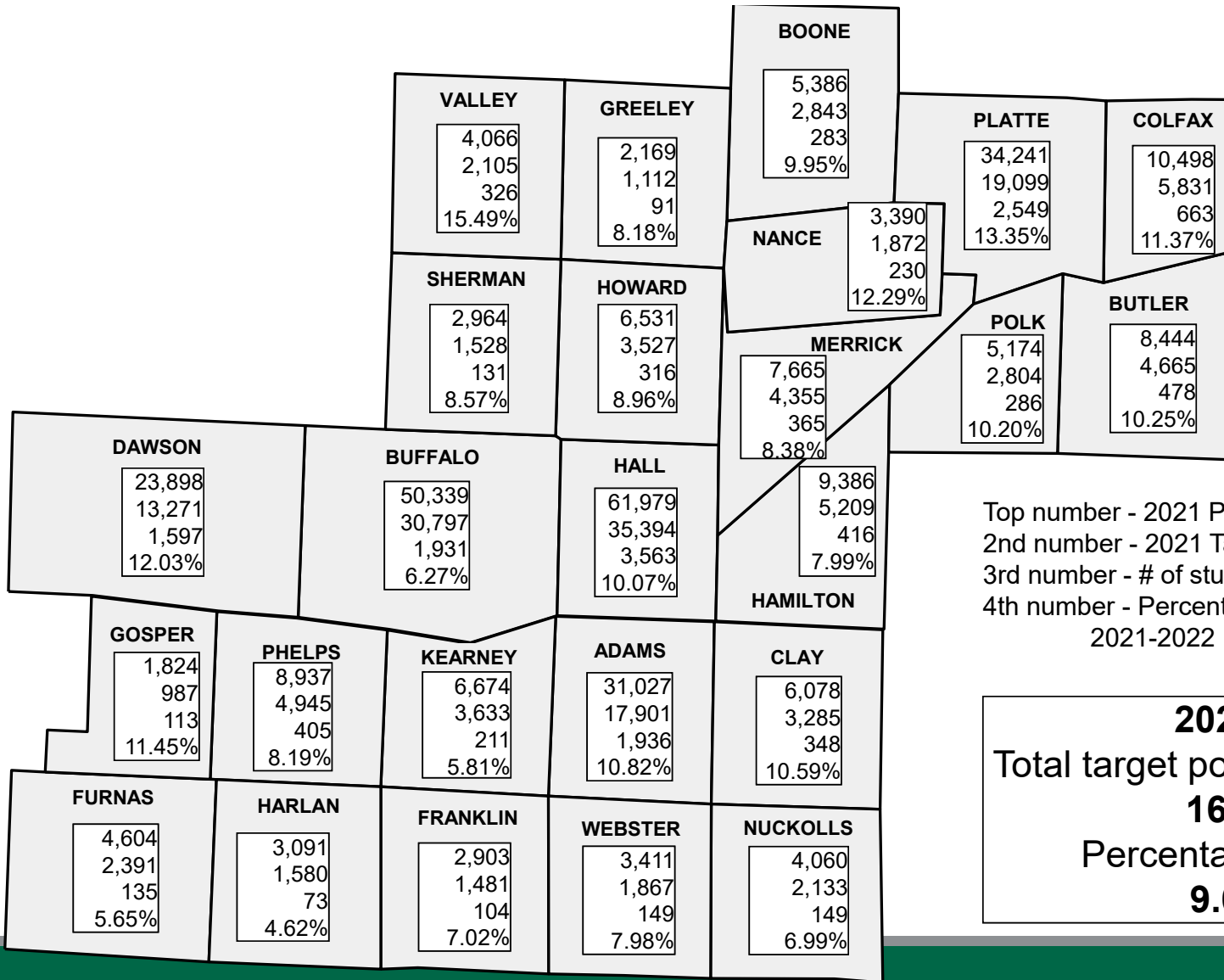
County	2020 Census Population	2021 Population Estimate	Number Change 2020 to 2021	Percent Change 2020 to 2021
Hall County	62,895	61,979	-916	-1.46%
Buffalo County	50,084	50,339	+255	+0.51%
Platte County	34,296	34,241	-55	-0.16%
Adams County	31,205	31,027	-178	-0.57%
Dawson County	24,111	23,898	-213	-0.88%
Phelps County	8,968	8,937	-31	-0.35%
Valley County	4,059	4,066	+7	+0.17%

Enrollment By Area



Geographical Area	2021-22 Students	Percent
CCC 25-County Service Area	16,848	86.76%
Outside Service Area	2,195	11.30%
Out-of-State	293	1.51%
Unknown	83	0.43%
Total	19,419	100.00%

■ Service Area ■ Outside Service Area ■ Out-of-State ■ Unknown



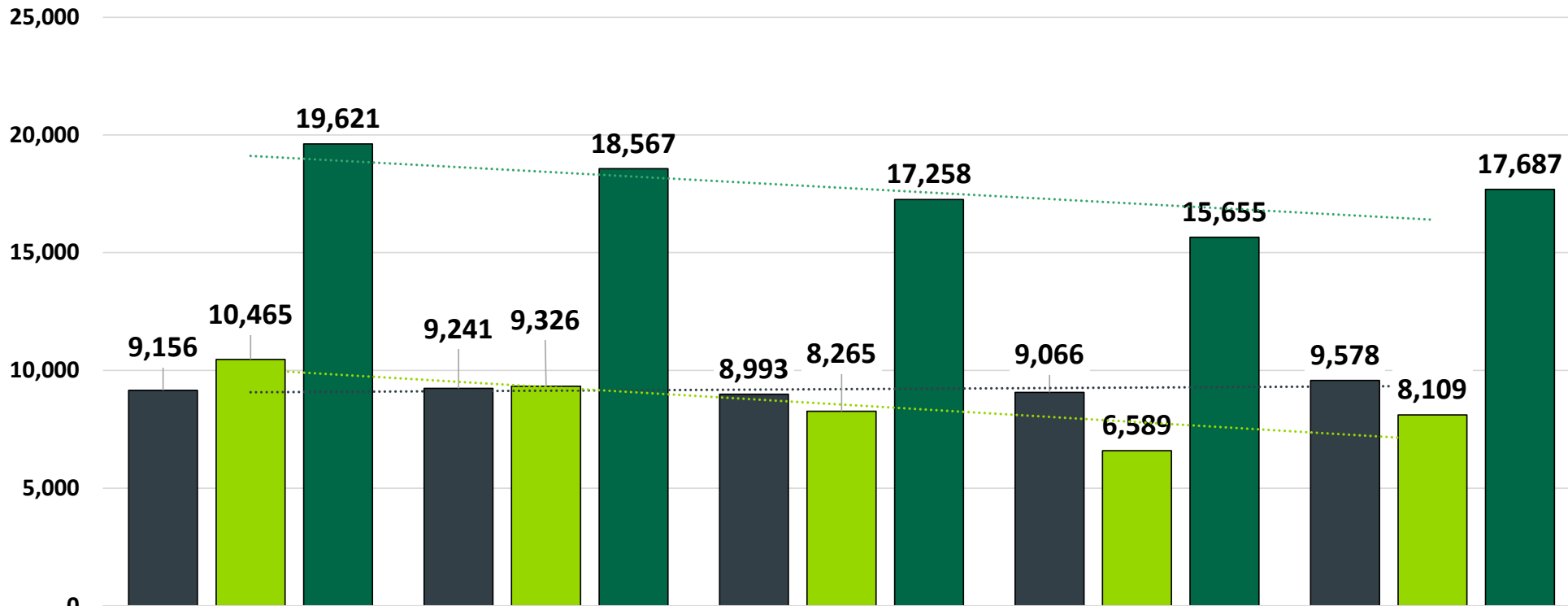
Top number - 2021 Population Estimate
 2nd number - 2021 Target Population (ages 18-64)
 3rd number - # of students enrolled in 2021-22
 4th number - Percent of Target Population Served in 2021-2022

2021-22
 Total target population served:
16,848
 Percentage served:
9.65%

Student Headcount

- Five-year unduplicated headcount
- Unduplicated headcount of credit students by type of delivery
- FTE of on-campus, distance, and non-credit reimbursable
- Student headcount by type

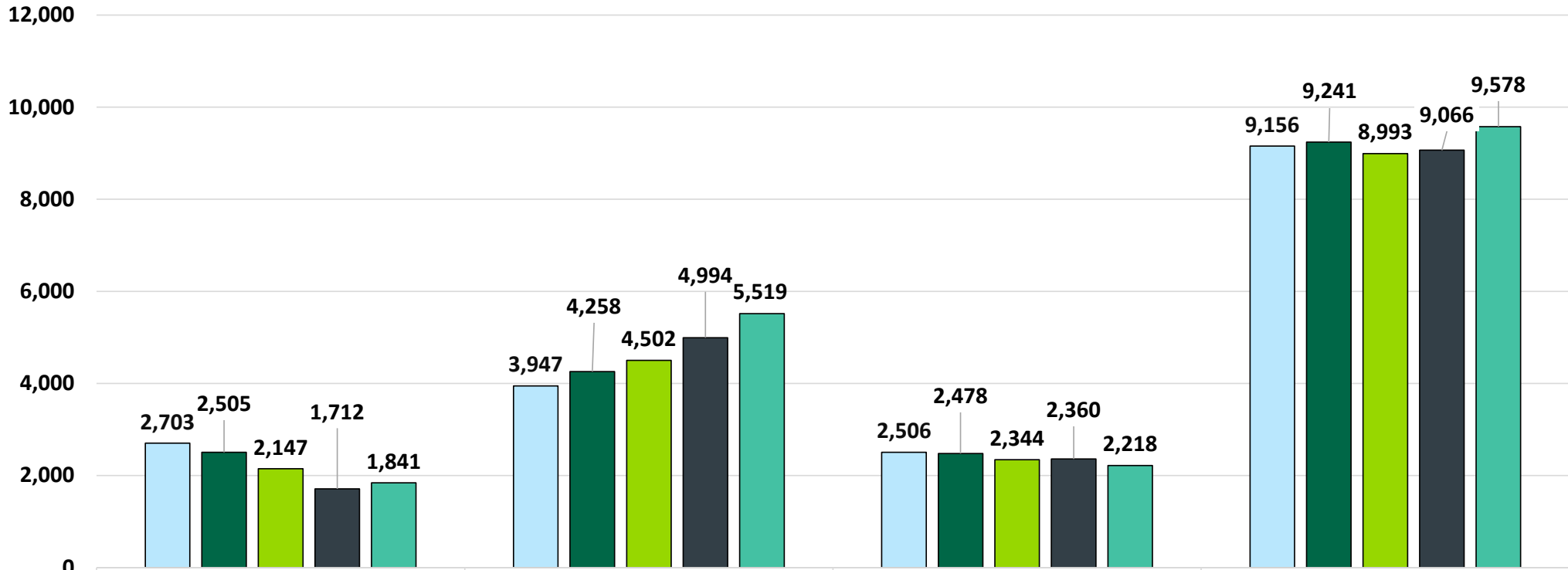
Unduplicated Headcount by Year



	17-18	18-19	19-20	20-21	21-22
■ Credit Students	9,156	9,241	8,993	9,066	9,578
■ Non-Credit Students	10,465	9,326	8,265	6,589	8,109
■ Total (Dupl.)	19,621	18,567	17,258	15,655	17,687

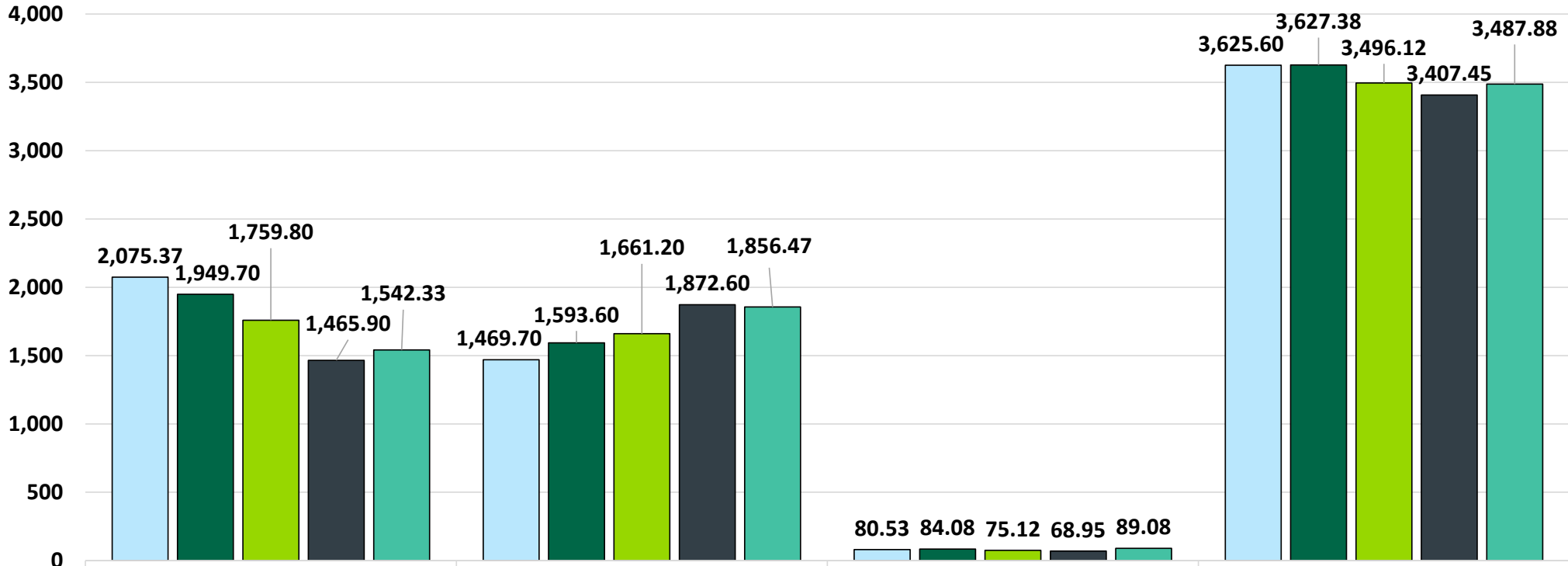
Credit Students
 Non-Credit Students
 Total (Dupl.)
 Linear (Credit Students)
 Linear (Non-Credit Students)
 Linear (Total (Dupl.))

Unduplicated Headcount Of Credit Students By Type Of Delivery



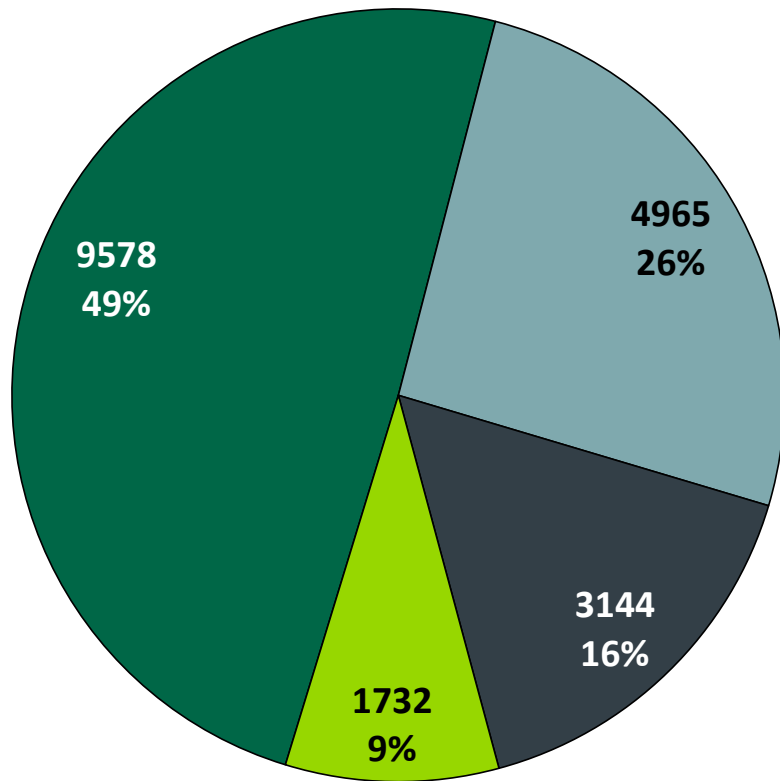
	Credit On-Campus	Credit Distance	Credit- On & Distance	Total Credit Headcount
2017-18	2,703	3,947	2,506	9,156
2018-19	2,505	4,258	2,478	9,241
2019-20	2,147	4,502	2,344	8,993
2020-21	1,712	4,994	2,360	9,066
2021-22	1,841	5,519	2,218	9,578

FTE Of On-Campus, Distance, and Non-Credit Reimbursable



	Credit On-Campus	Credit Distance	Non-Credit Reimbursable	Total
2017-18	2,075.37	1,469.70	80.53	3,625.60
2018-19	1,949.70	1,593.60	84.08	3,627.38
2019-20	1,759.80	1,661.20	75.12	3,496.12
2020-21	1,465.90	1,872.60	68.95	3,407.45
2021-22	1,542.33	1,856.47	89.08	3,487.88

Student Headcount By Program Type



Credit Programs	NCR ¹	AVO/REC ²	ABE/ESL/GED ³	Total ⁴
9,578	4,965	3,144	1,732	19,419

¹ Non-Credit Reimbursable

² Avocational/ Recreational

³ Adult Basic Education/ English as a Second Language/
General Education Development

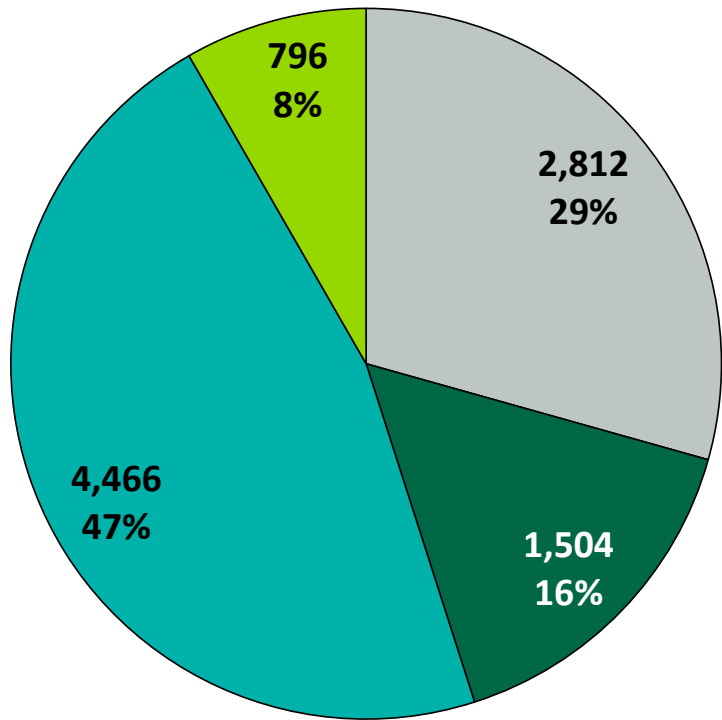
⁴ Students may be duplicated across programs

■ Credit Programs ■ NCR ■ AVO/REC ■ ABE/ESL/GED

Credit Student Profile

- Educational Goals of Credit Students
- Top 5 Majors
- Enrollment by Status and Gender
- Percent Change in Race and Ethnicity
- Race and Ethnicity of Credit Students
- Graduates
- Awards

Credit Student Profile – Goals

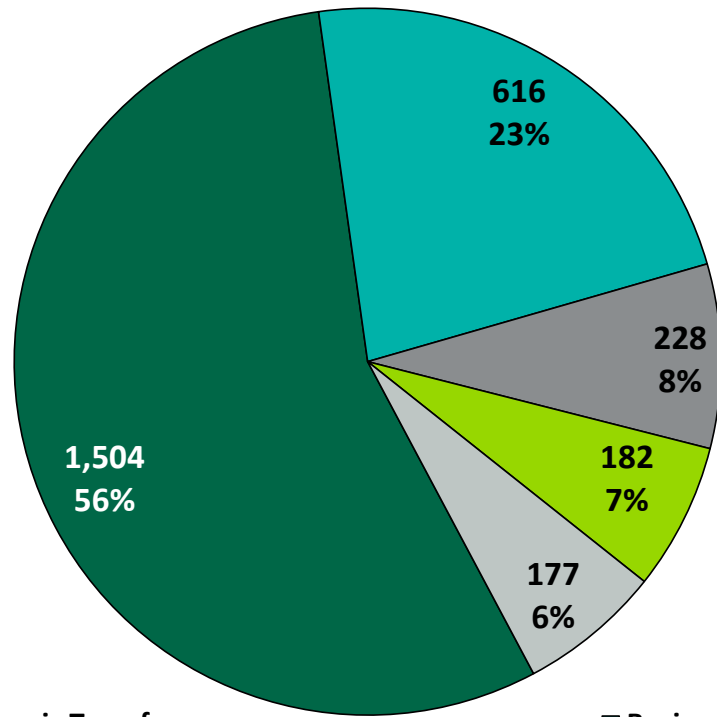


Educational Goals of Credit Students

Program Type	2021-22 Unduplicated Students	Percent
Career and Technical Award	2,812	29%
Academic Transfer	1,504	16%
Course Only (includes Early College)	4,466	47%
Job Skills/ Vocational	796	8%
Total	9,578	100%

- Career and Technical Award
- Academic Transfer
- Course Only (includes Early College)
- Job Skills/Vocational

Credit Student Profile – Top 5 Majors



■ Academic Transfer

■ Associate Degree-Nursing

■ Criminal Justice

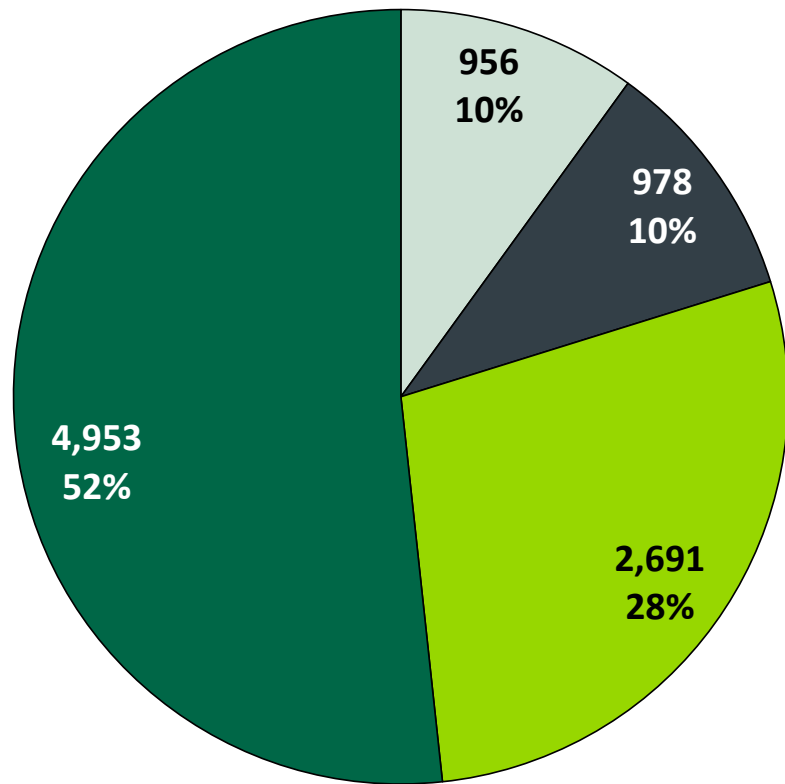
■ Business Administration

■ Information and Technology Systems

Top 5 Majors of Credit Students

Major	2021-22 Unduplicated Students
Academic Transfer	1,504
Business Adm., Accounting, Entrepreneurship & Logistics	616
Associate Degree – Nursing	228
Information and Technology Systems	182
Criminal Justice	177

Credit Student Profile – Enrollment and Gender

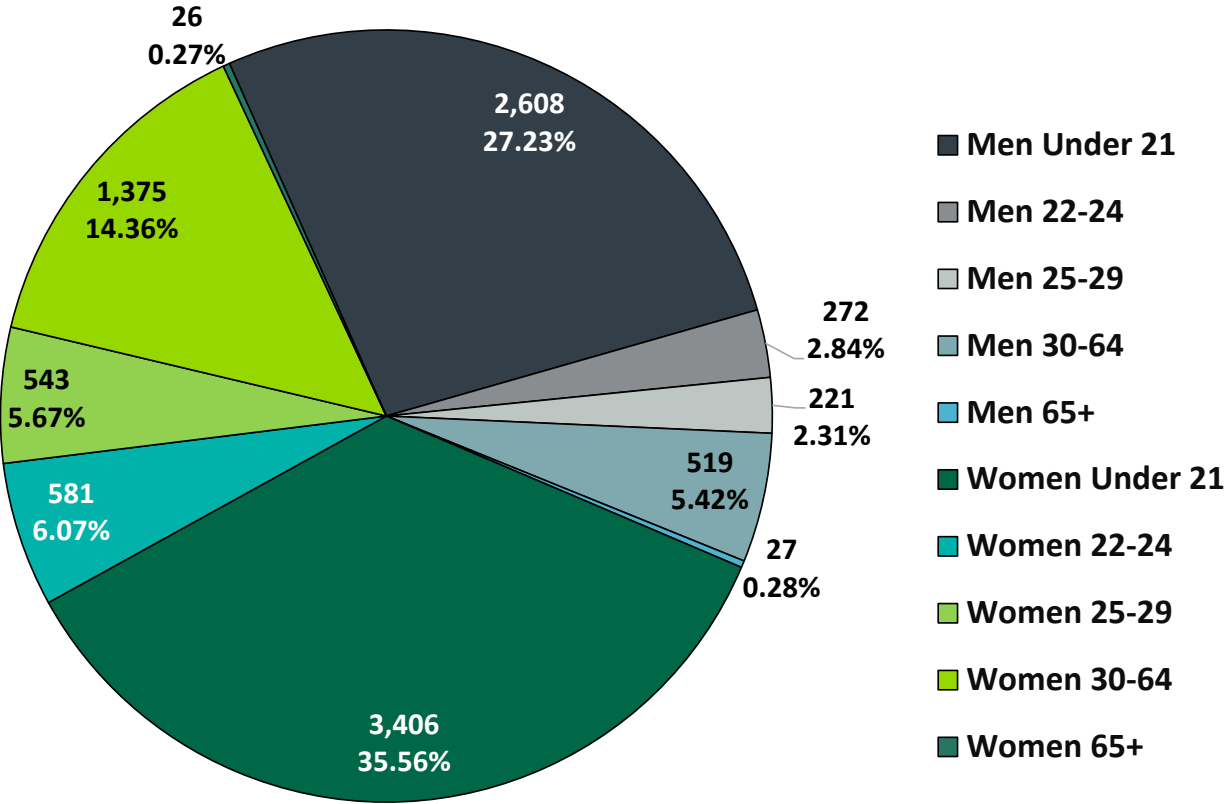


□ Full-Time Men
 ■ Full-Time Women
 ■ Part-Time Men
 ■ Part-Time Women

Credit Students By Enrollment Status & Gender

Enrollment Status/Gender	2021-22
Full-Time Men, Unduplicated	956
Full-Time Women, Unduplicated	978
Full-Time Subtotal	1,934
Part-Time Men, Unduplicated	2,691
Part-Time Women, Unduplicated	4,953
Part-Time Subtotal	7,644
GENDER	
Men Subtotal	3,647
Women Subtotal	5,931
TOTAL	9,578

Credit Student Profile – Gender and Age



Average Age: 24

Credit Students by Gender and Age Group

Gender/ Age Group	2021-22
Men Under 21	2,608
Men 22-24	272
Men 25-29	221
Men 30-64	519
Men 65+	27
Women Under 21	3,406
Women 22-24	581
Women 25-29	543
Women 30-64	1,375
Women 65+	26
TOTAL	9,578

Credit Student Profile – Race by Year

Race/ Ethnicity (Credit Students Only)	2020-21 #	2020-21 %	2021-22 #	2021-22 %	% Change 2020-21 to 2021-22
Nonresident Alien	0	0%	0	0%	0%
Black, Non-Hispanic	290	3%	284	3%	-2.1%
American Indian/ Alaskan Native	60	1%	72	1%	20.0%
Asian	113	1%	130	1%	15.0%
Hispanic/ Latino	2,098	23%	2,220	23%	5.8%
White, Non-Hispanic	6,455	71%	6,840	71%	6.0%
Hawaiian/ Pacific Islander	16	0%	14	0%	-12.5%
Two or More	16	0%	8	0%	-50.0%
Race/ Ethnicity Unknown	18	0%	10	0%	-44.4%
Grand Total	9,066	100%	9,578	100%	5.6%

Graduates by Year by Gender

Graduates	2017-18	2018-19	2019-20	2020-21	2021-22	% Change 2017-18 to 2021-22
Unduplicated Male Graduates	656	826	753	791	761	16%
Unduplicated Female Graduates	636	682	754	849	732	15%
Total Unduplicated Graduates	1,292	1,508	1,507	1,640	1,493	16%

Degrees, Diplomas, Certificates Awarded 2021-22

Program	DEGREE			DIPLOMA			CERTIFICATE		
	Male	Female	Total	Male	Female	Total	Male	Female	Total
Academic Transfer	64	118	182						
Advanced Manufacturing Design Technology	12	0	12	19	0	19	58	2	60
Agricultural Sciences	15	5	20	16	7	23	52	21	73
Auto Body Technology	7	1	8	14	2	16	34	5	39
Automotive Technology	9	1	10	19	2	21	75	10	85
Business Admin., Accounting, Entrepreneurship & Logistics	13	65	78	27	94	121	43	134	177
Business Technology/ Office Technology	1	6	7	1	4	5	3	16	19
Construction Technology	8	1	9	20	1	21	45	3	48
Criminal Justice	8	10	18	13	22	35	41	64	105
Dental Assisting	0	8	8	0	12	12			
Dental Hygiene	0	12	12						
Diesel Technology	18	2	20	20	1	21	81	3	84

Degrees, Diplomas, Certificates Awarded 2021-22 Cont.

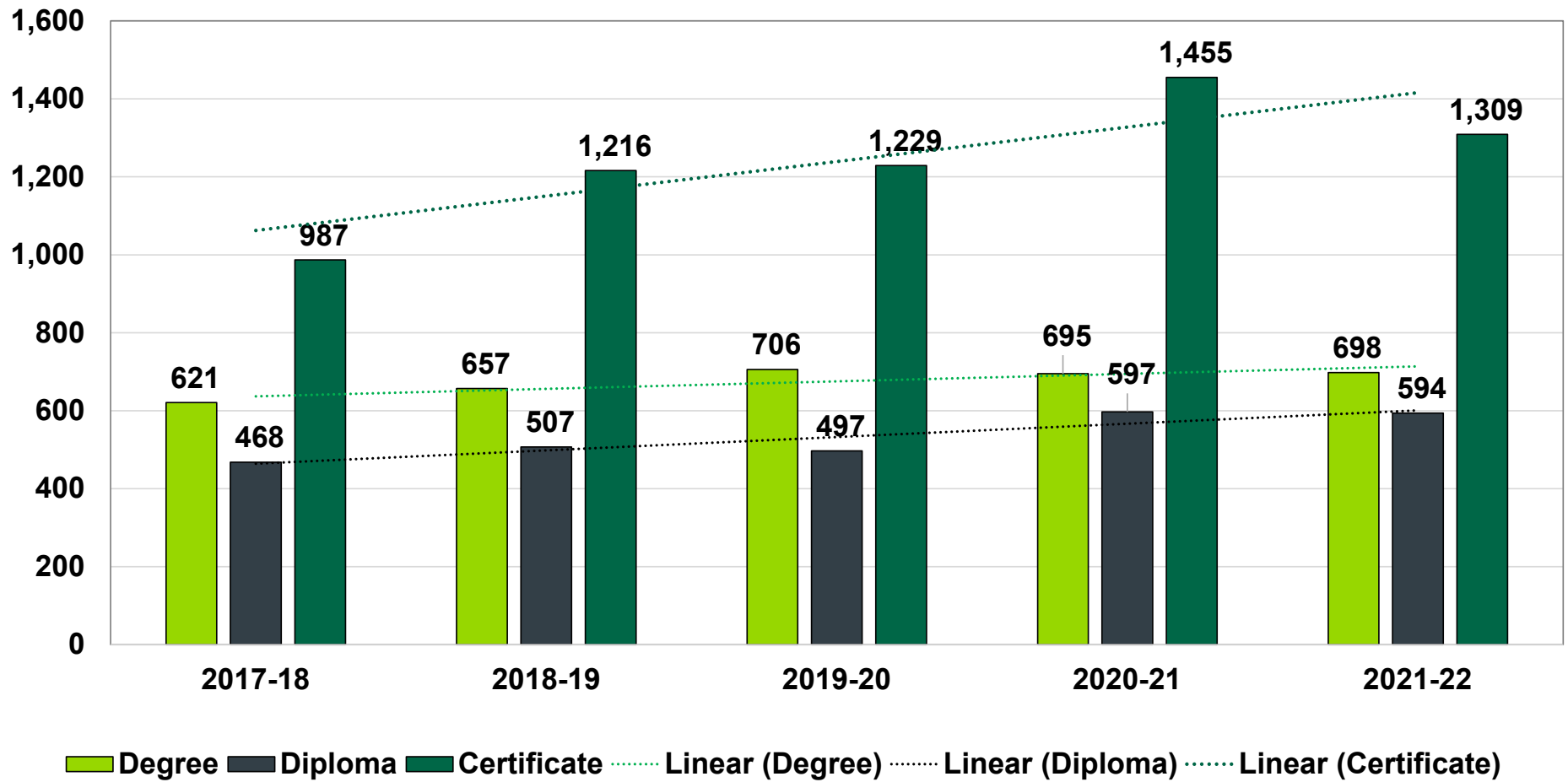
Program	DEGREE			DIPLOMA			CERTIFICATE		
	Male	Female	Total	Male	Female	Total	Male	Female	Total
Drafting & Design Technology	22	3	25	29	4	33	6	5	11
Early Childhood Education	0	22	22	0	22	22	0	51	51
Electrical Technology	12	1	13	19	1	20	68	4	72
Energy Technology	4	0	4	4	1	5	12	3	15
Environmental Health & Safety	2	0	2	1	0	1	0	1	1
Health Information Management Services	0	16	16	1	23	24	0	64	64
Heating, Air Conditioning, & Refrigeration	2	0	2	3	0	3	6	0	6
Heavy Equipment Operator Technician	2	0	2	13	0	13			
Hospitality Management & Culinary Arts	1	4	5	1	5	6	6	17	23
Human Services	1	8	9	0	5	5	4	14	18
Information Technology & Systems	24	1	25	18	4	22	41	8	49
Library & Information Services							0	7	7
Mechatronics	16	0	16	20	0	20	73	5	78

Degrees, Diplomas, Certificates Awarded 2021-22 Cont.

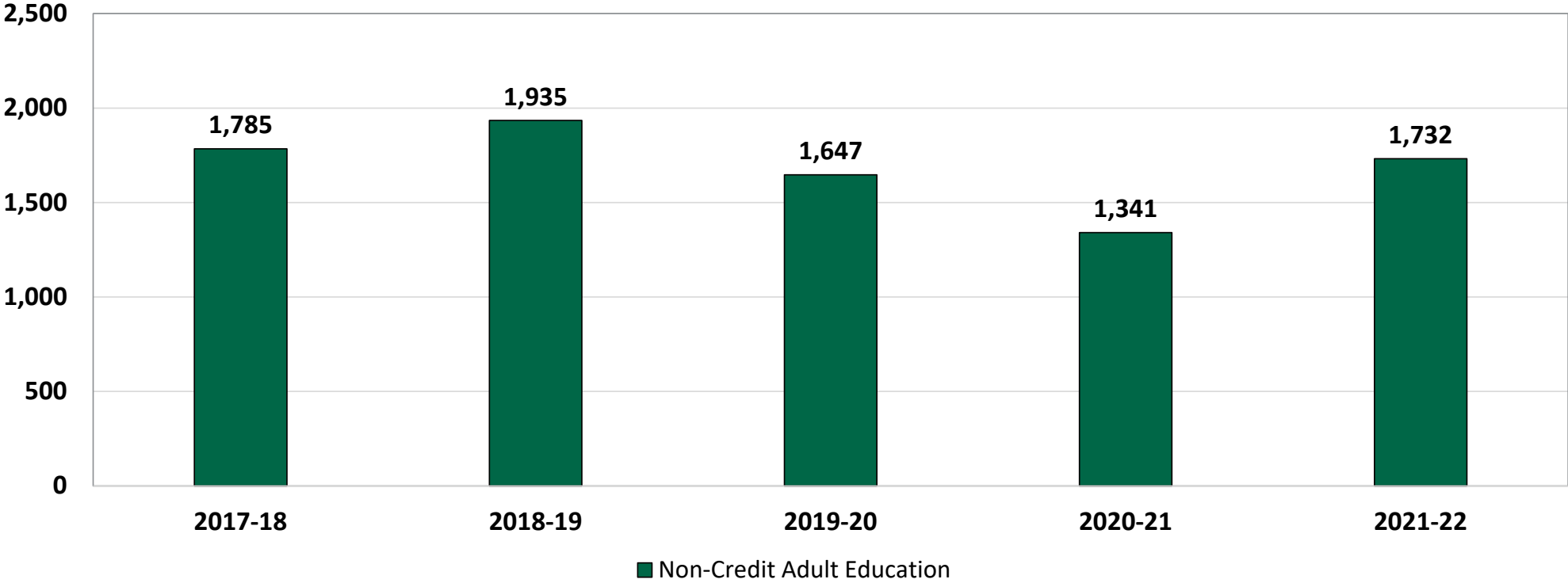
Program	DEGREE			DIPLOMA			CERTIFICATE		
	Male	Female	Total	Male	Female	Total	Male	Female	Total
Media Arts	3	5	8	10	9	19	15	13	28
Medical Assisting	0	14	14				0	7	7
Medical Laboratory Technician	2	7	9						
Nursing Education – Associate Degree Nursing	1	78	79						
Nursing Education – Practical Nursing				3	49	52			
Occupational Therapy Assistant	2	19	21						
Paramedicine	1	3	4	1	3	4	1	3	4
Pharmacy Technician	0	1	1	0	1	1			
Quality Technology	1	0	1	1	1	2	4	1	5
Truck Driving							54	9	63
Welding Technology	35	1	36	47	1	48	117	0	117
TOTAL COLLEGE-WIDE	286	412	698	320	274	594	839	470	1,309
Total unduplicated graduates (across all awards)	761	732	1,493						

Total Number of Awards College-wide

Students may be duplicated across award levels



Adult Education - Headcount



Adult Education - Summary

■ **1,732 Adult Education students in 2021-22**

Education Level

- 1,317 Low ABE (Up to and including 5th grade)
 - Includes 1,163 ESL and 154 ABE students
- 176 Intermediate ABE (6th – 8th grade)
- 181 Adult Secondary ABE (9th – 12th grade)
 - 67 passed tests to obtain the GED
- 58 Level undefined (did not complete placement test)
- 69,628 student contact hours
- Our students originate for 54 different countries and speak 34 languages other English.

A word cloud featuring various languages in different colors and orientations. The languages include: Palau, Português, Af-Soomaali, Afaan Oromoo, Français, العربية, B'anax Mam, Cham'teela, Shqiptare, Qach'abel, नेपाल, 普通话, 汉语, Naath, गुजराती, हिंद, Hmongb, Akan, English, Türkçe, Español, Tagalog, and فارسی. The words are arranged in a roughly circular pattern, with some overlapping.

